



Kentucky High School Athletic Association

2280 Executive Drive ° Lexington, KY 40505 ° www.khsaa.org ° (859)299-5472 (859)293-5999 (fax)

MEMORANDUM

To: Superintendent, Principal, and Athletic Director
Frederick Fraize High School

From: Brigid L. DeVries, Commissioner
Larry Boucher, Assistant Commissioner *LDB*


Date: May 15, 2006

Subject: 2005-2006 Title IX Annual Report Forms Submission

Enclosed please find a copy of Form T-65, the 2005-2006 KHSAA Title IX Annual Report Submission Status Report. In addition, you may find an attachment with corrected copies of the forms submitted by your school personnel. Please review this information so the forms can be completed accurately in the future.

Also, KHSAA Audit Team Members may have requested resubmission of some of the 2005-2006 Annual Report Forms or need additional information on your athletic programs. Please submit this information by the date requested if this is applicable. Copies and all KHSAA Title IX documents must be kept current and included in your permanent Title IX File at the school. All documents are subject to Open Records Requests.

Should you need any further information, please do not hesitate to call anytime.



**KHSAA TITLE IX
ANNUAL REPORT SUBMISSION
STATUS REPORT
2005-2006**

KHSAA Form T65
Revised 8/05

TO: KHSAA Member School Superintendents, Principals, and Athletic Directors

FROM: Brigid L. DeVries, Commissioner
Larry Boucher, Assistant Commissioner

DATE: 4/18/2006

School	Frederick Fraize High School	Reviewed by	Fran Edwards
--------	------------------------------	-------------	--------------

The following is a status report regarding the required 2005 - 2006 Title IX Annual Report submission of forms due into the KHSAA office by April 15, 2006. Appropriate KHSAA Audit Team personnel have reviewed these forms and the following is a summary of this review.

I. Checklist of Forms properly submitted in a satisfactory manner:

<input checked="" type="checkbox"/>	GE 19 (Annual Verification)	<input checked="" type="checkbox"/>	T-35 (Budget Expenses)
<input checked="" type="checkbox"/>	T-1 (Summary Program Chart 1)	<input checked="" type="checkbox"/>	T-36 (Budget Expenses)
<input checked="" type="checkbox"/>	T-2 (Summary Program Chart 2)	<input checked="" type="checkbox"/>	T-41 (Checklist – Overall Interscholastic Program)
<input checked="" type="checkbox"/>	T-3 (Summary Program Chart 3)	<input checked="" type="checkbox"/>	T-60 (Corrective Action Plan)
<input checked="" type="checkbox"/>	T-4 (Summary Program Chart 4)	<input checked="" type="checkbox"/>	T-63 (Interscholastic Survey Results)

II. Status

A.	<input checked="" type="checkbox"/>	2005 – 2006 Forms are satisfactory and no further information or action is necessary at this time.
B.		Errors have been noted with respect to the following forms:
C.		The following forms were omitted and must be submitted by school representatives:
D.		Other Recommendation and Comments:



**2005-2006 KENTUCKY HIGH SCHOOL ATHLETIC ASSOCIATION
ANNUAL VERIFICATION OF TITLE IX PROCEDURES**
(To be submitted by April 15, 2006 along with other required forms)

KHSAA
Form GE19
Rev. 9/05

The Frederick Fraize High School, Cloverport, Kentucky
(Name of High School) (City)

certifies to the Kentucky High School Athletic Association that the following is an accurate and true representation of the facts surrounding compliance with 20 U.S.C. Sections 1681-1688, et. Seq. (also known as Title IX)

I certify the following provisions in accordance with records at the school contained in the permanent Title IX file, and to the best of my knowledge have completed the following tasks (All boxes must be checked).

Established a gender equity committee at the high school. (list committee personnel and provide attachment if necessary)

Name	Address	Phone	Title
Angie Dubree	253 Flood Rd. Hardinsburg, KY 40143	270-756-5842	Athletic Director
Dale Smith	205 E. Main Street Cloverport, KY 40111	270-788-3757	Girl's Coach
Jayleigh Gatton	102 Dewey Ln Cloverport, KY 40111	270-788-6400	Student
Hannah Buchele	13288 Hwy 992 Cloverport, KY 40111	270-788-6174	Student

Scheduled a minimum of three meetings during the 2005-2006 school year on the following dates:
August 14, 2005
January 5, 2006
March 30, 2006

Designated the following person(s) as the Title IX coordinator for the school:


Angie Dubree	Athletic Director	101 4 th St. Cloverport, KY 40111	270-788-3388
Name	Title	Address	Phone

Designated the following person(s) as the Title IX coordinator for the district:


Angie Dubree	Athletic Director	101 4 th St. Cloverport, KY 40111	270-788-3388
Name	Title	Address	Phone


School personnel are continuing to make periodic reviews of the boys' and girls' athletics program reflected in the Corrective Action Plan.

In addition to the above information, the above referenced school maintains a complete permanent file relative to Title IX records including copies of the self-assessment audit, all corrective action plans, and other related materials.


Principal's Signature

4/14 2006
Date


Superintendent Signature


School Board Chairpersons' Signature

(Send original copy to KHSAA - Maintain duplicate in Title IX school folder)

2005-2006
ACCOMMODATION OF INTERESTS AND ABILITIES
SUMMARY PROGRAM CHART 1

KHSAA
 Form T1
 Rev. 9/05

Participation Opportunities Test One

		(Column 1)	(Column 2)	(Column 3)	(Column 4)
	Program	Enrollment	Percentage of Total Enrollment	Number of Interscholastic Participants (double and triple count)	Percentage of Total Participation
Row 1	GIRLS	38	51.35	16	45.71
Row 2	BOYS	36	48.65	19	54.29
Row 3	Totals	74	100%	35	100%

Instructions:

*Number of 8th grade students & below used in Column 3 and Column 4 calculations if applicable: 6

- 1) Determine the total number of girls enrolled, (place in Row 1, Column 1). Determine the total number of boys enrolled, (place in Row 2, Column 1).
- 2) Add the total number of girls and boys enrolled to determine total enrollment, (place in Row 3, Column 1).
- 3) Calculate the percentage of total enrollment that is female. (Divide Row 1, Column 1 by row 3, Column 1 and place in Row 1, Column 2.) Calculate the percentage of total enrollment that is male. (Divide Row 2, Column 1 by Row 3, Column 1 and place in Row 2, Column 2.) Note: Row 1, Column 2 plus Row 2, Column 2 should total 100%.
- 4) Ask the head coaches to review the most updated eligibility or squad lists for their teams. Ask coaches to confirm the names of those individuals who are on the team as of the first date of competition, and cross out the names of those who were cut from the team or quit the team prior to the first competitive event. Determine the total number of interscholastic athletics participants that are girls, (and place in Row 1, Column 3). In order to determine the total number of athletics participants, an individual should be counted each time he or she participates on a team. For example, if Jane Doe competes on the varsity volleyball team, the junior varsity volleyball team, the junior varsity basketball team, and the varsity softball team, she should be counted as four participants (do not include club or intramural sports participants, cheerleaders, dance teams, or pom squads). Calculate the same way for boys and girls. * In addition, should 8th grade students and below play on a Freshman, Junior Varsity, or Varsity team, they should also be counted for each team and sport on which they participate. If applicable, please asterisk the above notation as to how many 8th grade students & below are included in the totals. Using the same procedure, determine the total number of interscholastic athletic participants that are boys, (and place in Row 2, Column 3). Add Row 1, Column 3 plus Row 2, Column 3 to get total participants and place in Row 3, Column 3.
- 5) Calculate the percentage of female participation. (Row 1, Column 3 divided by Row 3, Column 3 and place in Row 1, Column 4.) Calculate the percentage of male participation. (Row 2, Column 3 divided by Row 3, Column 3 and place in Row 2, Column 4.) Note: Row 1, Column 4 plus Row 2, Column 4 should total 100%.

Note: While being within three percent is not a formal compliance standard; if the percent listed in Row 1, Column 4 is within 3% of Row 1, Column 2, then it provides a good target within which compliance is likely.

Principal's Signature: _____

Date: _____

**ACCOMMODATION OF INTERESTS AND ABILITIES
SUMMARY PROGRAM CHART 2**

Participation Opportunities Test Two



		Column 1	Column 2	Column 3	Column 4	Column 5
Program		Number of Teams Currently Offered	Number of Participants	Number of Teams Added Since the beginning of the 2001-2002 School Year	Number of Participants Added Since the beginning of the 2001-2002 School Year	Percent of Total Participation By Sex Added Since the beginning of the 2001-2002 School Year
GIRLS	Row 1	varsity:	2	16	0	15
	Row 2	j.v.:	0	0	0	0
	Row 3	frosh:	0	0	0	0
	Row 4	total:	2	16	0	15
BOYS	Row 5	varsity:	2	19	0	19
	Row 6	j.v.:	1	9	1	9
	Row 7	frosh:	0	0	0	0
	Row 8	total:	3	28	1	28

- 1) For Column 1, list the number of interscholastic teams offered for girls and boys at each competitive level (varsity, junior varsity, and freshman). For girls, total each of the entries in Rows 1, 2, and 3 into Row 4. For boys, total Rows 5, 6, and 7 into Row 8.
- 2) For Column 2, list the number of participants at each level. For girls, total each of the entries in Rows 1, 2, and 3 into Row 4. For boys, total Rows 5, 6, and 7 into Row 8. **Note:** The totals in Row 4 for girls and in Row 8 for boys must be the same as the totals in Form T-1, Column 3, Rows 1 and 2 respectively.
- 3) For Column 3, list the number of interscholastic teams that have been added in the last five years at each competitive level. Count each team added during the 5 year period only one time. e.g. Girl's junior varsity soccer was added 3 years ago, count the team only once, not 3 times. For girls, total the entries in Rows 1, 2, and 3 into Row 4. For boys, total Rows 5, 6, and 7 into Row 8.
- 4) For Column 4, list the number of participants that are currently on each level of the teams that were added in the last five years. If a team was added previously but no longer exists, there are no current participants to be added for that team. For girls, total the entries in Rows 1, 2, and 3 into Row 4. For boys, total Rows 5, 6, and 7 into Row 8.
- 5) For Column 5, calculate the percentage of participants that have been added in the last five years. For girls, take the number in Column 4, Row 4 and divide by the number in Column 2, Row 4. For boys, take the number in Column 4, Row 8 and divide it by the number in Column 2, Row 8.

Note: If the percentage of current participants added in the last five years is 25% or greater, compliance with test two may be possible. If less than 25%, then compliance with test three should be analyzed. **CAUTION:** 25% is not a formal compliance standard.

Principal's Signature: _____

Date: _____


2005-2006
ACCOMMODATION OF INTERESTS AND ABILITIES
SUMMARY PROGRAM CHART 3

Participation Opportunities Test Three

FOR ANY QUESTION ANSWERED "YES" IDENTIFY THE RESPECTIVE SPORT(S).

	GIRLS (Yes / No)		BOYS (Yes / No)
1. For a sport not currently played at the interscholastic level (varsity, junior varsity, or freshman) in your school, is there an intramural team offered for that sport?	YES		YES
2. For a sport <u>not</u> currently offered in your interscholastic athletics program, is there sufficient interest to form a viable interscholastic team based on participation on an intramural team or community recreation teams?	NO		NO
3. For a sport <u>not</u> currently offered, is there sufficient interest, based on your most recent Student Interest Survey, to form a viable interscholastic team based on student responses from the interscholastic survey? If yes, what sport?	NO		NO
4. For a sport currently offered at the varsity level only, is there sufficient interest, based on your most recent Student Interest Survey, to form a viable team for a junior varsity or freshman team that is not currently offered?	NO		NO
5. For a sport currently offered at the junior varsity or freshman level is there sufficient interest, based on your most recent Student Interest Survey, to form a varsity team not currently offered?	NO		NO
6. If you answered YES to question (1), (2), (3), (4), or (5), are there enough high schools in your geographic area offering the sport (at the appropriate level) to allow for the development of a reasonable schedule of competition?	NO		NO

Principal's Signature: _____



Date: _____

4/14/06

2005-2006
ACCOMODATION OF INTERESTS AND ABILITIES
SUMMARY PROGRAM CHART 4

Levels of Competition Test One

		Column 1	Column 2	Column 3
Girls	Team Levels	Number of Teams Currently Offered	Number of Participants	Percentage of Participants at Each Level
Row 1	varsity:	2	16	100
Row 2	j.v.:	0	0	0
Row 3	frosh:	0	0	0
Row 4	total:		16	100%
Boys				
Row 5	varsity:	2	10	52.63
Row 6	j.v.:	1	9	47.37
Row 7	frosh:	0	0	0
Row 8	total:		19	100%

- 1) Column 1, list the number of interscholastic teams offered for girls and boys at each competitive level; varsity, junior varsity, and freshman. (Refer to Form T-2, Accommodation of Interests and Abilities, Summary Program Chart 2, Column 1.)
- 2) For Column 2, list the number of participants at each level. For girls, total the entries in Rows 1, 2, and 3 into Row 4. For boys, total the entries in Rows 5, 6, and 7 into Row 8. (Refer to Form T-2, Accommodation of Interests and Abilities, Summary Program Chart 2, Column 2.)
- 3) For Column 3, calculate the percentage of female and male participants at each level.
For girls' varsity, junior varsity, and frosh, respectively:
 - Divide Column 2, Row 1 by Column 2, Row 4, and place the percentage in Column 3, Row 1.
 - Divide Column 2, Row 2 by Column 2, Row 4, and place the percentage in Column 3, Row 2.
 - Divide Column 2, Row 3 by Column 2, Row 4, and place the percentage in Column 3, Row 3.
 -
 For boys' varsity, junior varsity, and frosh, respectively:
 - Divide Column 2, Row 5 by Column 2, Row 8, and place the percentage in Column 3, Row 5.
 - Divide Column 2, Row 6 by Column 2, Row 8, and place the percentage in Column 3, Row 6.
 - Divide Column 2, Row 7 by Column 2, Row 8, and place the percentage in Column 3, Row 7.


Principal's Signature: _____

Date: _____

**2005-2006
ACTUAL EXPENDITURES - PROGRAM COMPARISON CHART I
TO INCLUDE BOOSTER CLUB FUNDING**

	equipment and supplies		travel		awards		coaches' salaries (to include supplemental and extended employment; <i>dollar amount needed</i>)		facilities improvements		publications (if sport-specific)	
	Expenditures		Expenditures		Expenditures		Expenditures		Expenditures		Expenditures	
	School	Booster	School	Booster	School	Booster	School	Booster	School	Booster	School	Booster
G basketball	1043	0	2000	0	365	0	5000	0	981	0	0	0
B basketball	993	0	2100	0	365	0	5000	0	981	0	0	0
G softball	0	0	0	0	0	0	0	0	0	0	0	0
B baseball	0	0	0	0	0	0	0	0	0	0	0	0
G cross country	0	0	0	0	0	0	0	0	0	0	0	0
B cross country	0	0	0	0	0	0	0	0	0	0	0	0
G golf	0	0	0	0	0	0	0	0	0	0	0	0
B golf	0	0	0	0	0	0	0	0	0	0	0	0
G soccer	0	0	0	0	0	0	0	0	0	0	0	0
B soccer	0	0	0	0	0	0	0	0	0	0	0	0
G swimming	0	0	0	0	0	0	0	0	0	0	0	0
B swimming	0	0	0	0	0	0	0	0	0	0	0	0

1. Total expenditures on T-35 and T-36 on the 2005-2006 year report due by April 15, 2006, should reflect the total monies spent (rounded off to nearest hundred) for the entire school year of 2004-2005 ending June 30, 2005.
 2. Booster Club Funding/Contributions must be included in the expenditures total.

Principal's Signature:  Date: 4/14/06
 Copyright 1999, Good Sports, Inc., Title IX and Gender Equity Specialists. All rights reserved.

**2005-2006
ACTUAL EXPENDITURES - PROGRAM COMPARISON CHART 2
TO INCLUDE BOOSTER CLUB FUNDING**

	equipment and supplies		travel		awards		coaches' salaries (to include supplemental and extended employment; dollar amount needed)		facilities improvements		publications (if sport-specific)	
	Expenditures		Expenditures		Expenditures		Expenditures		Expenditures		Expenditures	
	School	Booster	School	Booster	School	Booster	School	Booster	School	Booster	School	Booster
G track	0	0	0	0	0	0	0	0	0	0	0	0
B track	0	0	0	0	0	0	0	0	0	0	0	0
G tennis	75	0	350	0	70	0	750	0	0	0	0	0
B tennis	75	0	350	0	70	0	750	0	0	0	0	0
G volleyball	0	0	0	0	0	0	0	0	0	0	0	0
B wrestling	0	0	0	0	0	0	0	0	0	0	0	0
G (list sport)	0	0	0	0	0	0	0	0	0	0	0	0
B football	0	0	0	0	0	0	0	0	0	0	0	0
G (list sport)	0	0	0	0	0	0	0	0	0	0	0	0
B (list sport)	0	0	0	0	0	0	0	0	0	0	0	0

1. Total expenditures on T-35 and T-36 on the 2005-2006 year report due by April 15, 2006, should reflect the total monies spent (rounded off to nearest hundred) for the entire school year of 2004-2005 ending June 30, 2005.

2. Booster Club Funding/Contributions must be included in the expenditures total.

Indicate percentage of total expenditures for each gender:

Gender	Expenditures	Percentage
Boys	\$ 10704	50.12
Girls	\$ 10654	49.88
Total:	\$	100%

Principal's Signature: _____ Date: 4/14/06

2005-2006 KHSAA TITLE IX ATHLETICS AUDIT
Checklist - Overall Interscholastic Athletics Program


KHSAA
 Form T41
 Rev. 9/05

DIRECTIONS:

For the Areas of Compliance (Opportunities and Benefits) listed on the left hand side of the page, place a checkmark under the appropriate column identifying whether your school provided an advantage to the Girls' Program, or to the Boys' Program or to Neither Program.

Areas of Compliance:	ADVANTAGE TO:		
	GIRLS' PROGRAM	BOYS' PROGRAM	NEITHER PROGRAM
OPPORTUNITIES			
Accommodation of Interest and Abilities			X
BENEFITS			
Equipment and Supplies			X
Scheduling of Games and Practice Time			X
Travel and Per Diem Allowances			X
Coaching			X
Locker Rooms, Practice and Competitive Facilities	X		
Medical and Training Facilities and Services			X
Publicity			X
Support Services			X
Athletic Scholarships			X
Tutoring			X
Housing and Dining Facilities and Services			X
Recruitment of Student Athletes			X

Principal's Signature: _____



Date: _____

4/14/06

2005-2006
TITLE IX

SCHOOL NAME
FREDERICK FRAIZE HIGH SCHOOL

ATTN: Angela Dyree
CORRECTIVE ACTION PLAN

Fax: 270/788-6640

DIRECTIONS:

- For Column 1, indicate the intended area which needs corrective action in order to achieve gender equity. For Column 2, write the suggested change or activities that will correct the area in need of alteration. For Column 3, include the estimated completion date for the changes or activities.
- It is possible to attain compliance with Title IX and no longer need "corrective" action. However, the KHSAA strongly encourages compliant schools to identify items for improvement (Column 1), activities to accomplish the improvement (Column 2) and a timetable for completion (Column 3) that will strengthen the athletic program.
- You may copy this form as needed. Please attach corrective action plans along with audit forms and submit by April 15, 2006.

COLUMN 1 ITEM FOR CORRECTION/ IMPROVEMENT	COLUMN 2 SUGGESTED CHANGE/ ACTIVITIES	COLUMN 3 TIME TABLE FOR CORRECTIVE ACTION/ COMPLETION
Intramural Activities for girls	Offer sign-ups for intramural activities to get girls more involved in activities: ie, volleyball.	Hold sign-ups the second week back in school in August 2006.
Scheduling games for girls	Schedule girls for some tournament play, e., Christmas Tournament;	Attempting to get in to a tournament right now; past coach with out-of-town family didn't want to play in tournament but due to coaching change hope to get one scheduled for the team.

S. Dyree

4/14/06

Principal's Signature: _____ Date: _____



2005-2006 INTERSCHOLASTIC
ATHLETICS SURVEY
Summary of Student Responses

KHSAA
Form T63
Rev. 9/05

School Name: FREDERICK FRAIZE HIGH SCHOOL

School Enrollment: 74

Date: MARCH 15, 2006

Completed By: ANGIE DUBREE

Instructions:

1. Summarize the Student Athletics Interest Surveys Form T-61 by listing the total number of responses on the line next to each sport.
2. Under the Other Category please provide a listing of the sports as well as the number of students who are interested in participating.
3. Please sign and date this Summary Form (T-63) and mail this Summary Form only to the KHSAA by April 15, 2006. Do not mail the student surveys (Form T-61). However, these Forms should be maintained in your files in the event they are requested subsequently.

74 Number of Surveys
60 Total Returned (*A minimum of 80% return is expected*)
8-11 Grades Surveyed (*Should be grades 9-11 and 8th grade if school has a feeder system*)

How Was The Survey Administered? HOMEROOM
(e.g. was it given in all English classes, or all home rooms, or advisee/advisor?)

KHSAA Sanctioned Fall Sports (*List Total Number of Participation Responses*)

4 Cross Country (Girls)
2 Cross Country (Boys)
9 Football (Boys)
1 Golf (Girls)
5 Golf (Boys)
2 Soccer (Girls)
2 Soccer (Boys)
3 Volleyball (Girls)

Winter Sport (*List Total Number of Participation Responses*)

- 15 Basketball (Girls)
 - 12 Basketball (Boys)
 - 6 Indoor Track (Girls)
 - 6 Indoor Track (Boys)
 - 2 Swimming & Diving (Girls)
 - 4 Swimming & Diving (Boys)
 - 5 Wrestling (Boys)
-

Spring Sport (*List Total Number of Participation Responses*)

- 3 Baseball (Boys)
 - 1 Fast Pitch Softball (Girls)
 - 4 Slow Pitch Softball (Girls)
 - 4 Tennis (Girls)
 - 6 Tennis (Boys)
 - 4 Track (Girls)
 - 4 Track (Boys)
-

Non-KHSAA Sanctioned Sports (*From Student Survey T-61 Question 10*)

- 4 Archery
- 4 Field Hockey
- 7 Bowling
- 1 Boys' Gymnastics
- 3 Girls' Gymnastics
- 5 Ice Hockey
- 2 Boys' Lacrosse
- 1 Girls' Lacrosse
- 5 Rifle
- 8 Rodeo
- 1 Boys' Volleyball
- 2 Water Polo
- 9 Weightlifting

Number of Students who participate in Intramural Sports

(*From Student Survey T-61 Question 5*)

<u>Sport</u>	<u>Number</u>
CHEERLEADING	1

List Intramural Sports students are interested in adding:

(From Student Survey T-61 Question 6)

<u>Sport</u>	<u>Number</u>
TRACK	3
KICKBALL	2
VOLLEYBALL	3
BOWLING	5

Participation in Non-School Sports Activities

(From Student Survey T-61 Question 7)

<u>Sport</u>	<u>Number</u>
BASKETBALL	1
SOFTBALL	1
ARCHERY	1


Reasons for not participating in interscholastic athletics

(From Survey Question 8)

- 4 I prefer other activities such as band, chorus, etc.
- 8 I don't have time
- 1 The practice schedules and game times are inconvenient
- 5 The sport I like isn't offered
- 0 It's too expensive
- 2 I prefer to participate in club or intramural sports
- 5 Working
- 5 Other:

Student Suggestions to encourage participation

GET IN SHAPE FUN SCHOOL INVOLVEMENT



2/14/00

Principal's Signature

Date

2005-2006
ACCOMMODATION OF INTERESTS AND ABILITIES
SUMMARY PROGRAM CHART 1

KHSAA
 Form T1
 Rev. 9/05

Participation Opportunities Test One


		(Column 1)	(Column 2)	(Column 3)	(Column 4)
	Program	Enrollment	Percentage of Total Enrollment	Number of Interscholastic Participants (double and triple count)	Percentage of Total Participation
Row 1	GIRLS	38	51.35	16	45.71
Row 2	BOYS	36	48.65	19	54.29
Row 3	Totals	74	100%	35	100%

Instructions:

*Number of 8th grade students & below used in Column 3 and Column 4 calculations if applicable: 6

- 1) Determine the total number of girls enrolled, (place in Row 1, Column 1). Determine the total number of boys enrolled, (place in Row 2, Column 1).
- 2) Add the total number of girls and boys enrolled to determine total enrollment, (place in Row 3, Column 1).
- 3) Calculate the percentage of total enrollment that is female. (Divide Row 1, Column 1 by row 3, Column 1 and place in Row 1, Column 2.) Calculate the percentage of total enrollment that is male. (Divide Row 2, Column 1 by Row 3, Column 1 and place in Row 2, Column 2.) Note: Row 1, Column 2 plus Row 2, Column 2 should total 100%.
- 4) Ask the head coaches to review the most updated eligibility or squad lists for their teams. Ask coaches to confirm the names of those individuals who are on the team as of the first **date of competition**, and cross out the names of those who were cut from the team or quit the team prior to the first competitive event. Determine the total number of interscholastic athletics participants that are girls, (and place in Row 1, Column 3). In order to determine the total number of athletics participants, an individual should be counted each time he or she participates on a team. For example, if Jane Doe competes on the varsity volleyball team, the junior varsity volleyball team, the junior varsity basketball team, and the varsity softball team, she should be counted as four participants (**do not include club or intramural sports participants, cheerleaders, dance teams, or pom squads**). Calculate the same way for boys and girls. * In addition, should 8th grade students and below play on a Freshman, Junior Varsity, or Varsity team, they should also be counted for each team and sport on which they participate. If applicable, please asterisk the above notation as to how many 8th grade students & below are included in the totals. Using the same procedure, determine the total number of interscholastic athletic participants that are boys, (and place in Row 2, Column 3). Add Row 1, Column 3 plus Row 2, Column 3 to get total participants and place in Row 3, Column 3.
- 5) Calculate the percentage of female participation. (Row 1, Column 3 divided by Row 3, Column 3 and place in Row 1, Column 4.) Calculate the percentage of male participation. (Row 2, Column 3 divided by Row 3, Column 3 and place in Row 2, Column 4.) Note: Row 1, Column 4 plus Row 2, Column 4 should total 100%.

Note: While being within three percent is not a formal compliance standard; if the percent listed in Row 1, Column 4 is within 3% of Row 1, Column 2, then it provides a good target within which compliance is likely.

Principal's Signature:  Date: 4/14/06

**ACCOMMODATION OF INTERESTS AND ABILITIES
SUMMARY PROGRAM CHART 2**

Participation Opportunities Test Two

			Column 1	Column 2	Column 3	Column 4	Column 5
Program			Number of Teams Currently Offered	Number of Participants	Number of Teams Added Since the beginning of the 2001-2002 School Year	Number of Participants Added Since the beginning of the 2001-2002 School Year	Percent of Total Participation By Sex Added Since the beginning of the 2001-2002 School Year
GIRLS	Row 1	varsity:	2	16	0	15	
	Row 2	j.v.:	0	0	0	0	
	Row 3	frosh:	0	0	0	0	
	Row 4	total:	2	16	0	15	93.75
BOYS	Row 5	varsity:	2	19	0	19	
	Row 6	j.v.:	1	9	1	9	
	Row 7	frosh:	0	0	0	0	
	Row 8	total:	3	28	1	28	53.57

- 1) For Column 1, list the number of interscholastic teams offered for girls and boys at each competitive level (varsity, junior varsity, and freshman). For girls, total each of the entries in Rows 1, 2, and 3 into Row 4. For boys, total Rows 5, 6, and 7 into Row 8.
- 2) For Column 2, list the number of participants at each level. For girls, total each of the entries in Rows 1, 2, and 3 into Row 4. For boys, total Rows 5, 6, and 7 into Row 8. **Note:** The totals in Row 4 for girls and in Row 8 for boys must be the same as the totals in Form T-1, Column 3, Rows 1 and 2 respectively.
- 3) For Column 3, list the number of interscholastic teams that have been added in the last five years at each competitive level. Count each team added during the 5 year period only one time. e.g. Girl's junior varsity soccer was added 3 years ago, count the team only once, not 3 times. For girls, total the entries in Rows 1, 2, and 3 into Row 4. For boys, total Rows 5, 6, and 7 into Row 8.
- 4) For Column 4, list the number of participants that are currently on each level of the teams that were added in the last five years. If a team was added previously but no longer exists, there are no current participants to be added for that team. For girls, total the entries in Rows 1, 2, and 3 into Row 4. For boys, total Rows 5, 6, and 7 into Row 8.
- 5) For Column 5, calculate the percentage of participants that have been added in the last five years. For girls, take the number in Column 4, Row 4 and divide by the number in Column 2, Row 4. For boys, take the number in Column 4, Row 8 and divide it by the number in Column 2, Row 8.


Note: If the percentage of current participants added in the last five years is 25% or greater, compliance with test two may be possible. If less than 25%, then compliance with test three should be analyzed. **CAUTION:** 25% is not a formal compliance standard.

Principal's Signature:



Date:

4/14/06



TITLE IX FINAL AUDIT REPORT

(For schools visited during the 2000-2001 school year)

School: **Frederick Fraize**

Reviewed By: **Fran Edwards**

Date Of Visit: **May 15, 2001**

Telephone Number of Reviewer: **(859) 277-0746**

1. Completed Required Forms

GE-19 Yes No

Survey Student Interest Form Yes No

Summary Forms T-1 Thru T-41 Yes No

Corrective Action Plan (Form T-60) Yes No

2. Opportunities Component of Title IX Compliance

Area of Compliance:

(Check One Or More)

<input checked="" type="checkbox"/>	A	Substantial Proportionality
<input type="checkbox"/>	B	History and Continuing Practice Of Programs Expansion
<input type="checkbox"/>	C	Full and Effective Accommodation of Interest and Abilities

A.) If Substantial Proportionality is chosen; does it appear that the school has performed the calculation correctly?

Yes No

(If No, include in comments section and analysis of what is incorrect in the calculation.)

Comment:
It appears that school personnel performed the calculation correctly and the result suggest that Substantial Proportionality is an area of compliance. For the 1999 – 2000 Report, 35 females were enrolled; representing 37% of the total enrollment (94 students). Sixteen of the 47 interscholastic participants were female; (34% of all athletes). The percent of total female participation (34%) compared with the percentage of total female enrollment (37%) is within three percentage points.

B.) If History and Continuing Practice Of Program Expansion are chosen; does it appear that the school has performed the calculation correctly?

Yes No

Comment:

C.) If Full and Effective Accommodation of Interest and Abilities is chosen, does it appear that the school provides opportunities in areas of students' interest?

Yes No

Comment:

3. Has the school properly surveyed its student body to accurately assess the interests and abilities of its students?

Yes No

Comment:
Students at Frederick Fraize High School were surveyed to ascertain their interest in athletic activities. The questionnaire was distributed to all students and the rate of return was approximately 90%.

4. Checklist of the Title IX Components of the Interscholastic Program

Benefit to Students	Satisfactory	Deficient	Comments
Accommodation of Interests and Abilities	X		The Accommodation of Interests and Abilities is rated as satisfactory. It is noted that Cloverport is a small community and the enrollment at Frederick Fraize is approximately 95 students. Facilities in both the community and school are limited. Athletic offerings include varsity basketball and varsity tennis for both males and females and junior varsity basketball for males.
Equipment and Supplies	X		The quality and quantity of uniforms are comparable for both male and female participants. A written policy is followed for the purchase of new uniforms which include a five-year rotation for replacement.
Scheduling of Games and Practice Time	X		The scheduling of practice for the basketball teams is equitable; a rotation of early/late gymnasium use at the sports center is in place. Both double headers and prime time games are included in the girls' basketball schedule.
Travel and Per Diem Allowances	X		Bus transportation is provided, and students purchase their own food for away contests.
Coaching	X		Supplements for the coaching positions are equitable.
Locker Rooms, Practice and Competitive Facilities	X		Overall, the locker rooms and the competitive facilities for athletics are adequate. Two locker rooms are located at the sports center, one for the basketball teams and the other one for visiting teams. The "team" locker room is converted into a weight room during the off-season and both male and female athletes have access to weight training. All basketball practices and games are held in the gymnasium at the sports center. A written policy for the display of banners is being developed. Boys' and girls' tennis practice takes place at the Cloverport City Park courts and matches are held at Rough River State Park.
Medical and Training Facilities and Services	X		Athletes involved in medical emergencies receive treatment through community services.

Publicity	X		Schedule cards are printed for both male and female varsity sports.
Support Services	X		Athletics are financed through fund raising activities conducted by individual teams as well as district funds.
Athletic Scholarships**	N/A		
Tutoring**	X		The Extended School Services Program is available for student athletes.
Housing and Dining Facilities and Services **	N/A		
Recruitment of Student Athletes**	N/A		

5. Brief Summary/Analysis of The Corrective Action Plan (T-60)

The Corrective Action Plan for 1999-2000 included four items relating to the following:

- (1) Practice times
- (2) Hiring coaches
- (3) Reestablishing a cheerleading squad
- (4) Increasing student interest in athletics

The rotation of early/late practice for basketball was in place for 2000-2001 season. An effort will be made to hire coaches earlier in the school year in order to "spur" student interest. Also, a cheerleading program was reorganized.

6. Observed Deficiencies in Overall Girls and Boys Athletics Programs

7. Facility Recommendations or Concerns

8. KHSAA Recommended Action

- Notify Office Of Civil Rights and Request Federal Investigation of Possible Violations
- Notify Equity Division and KBE of Potential Title IX Violations
- Suspension From the Association
- Prohibition From Post Season Play
- Probation For

Fine In The Amount of _____

None At This Time

School shall submit the following additional information:

(Selection of Cheerleaders) On or before **June 15, 2001**, the school is requested to provide information to the KHSAA concerning the manner in which cheerleaders are selected for boys' and girls' teams. If cheerleaders are selected in such a way as to result in arguably better (i.e. "A" team vs. "B" team) cheerleaders performing at boys' events, the school shall also submit a plan under which cheerleaders of equal ability shall perform at an equal number of boys' and girls' games in comparable sport (i.e., boys' varsity and girls' varsity basketball game).

(Prime Time Contest/Girls' Basketball) On or before **June 15, 2001**, the school is requested to provide information to the KHSAA concerning the number of "prime time" games scheduled (games to be played on Friday and/or Saturday nights) for its girls' varsity basketball team during the 2000/2001 season. To the extent that a fewer percentage of girls' games are played during prime times (when compared with the percentage of boys' games scheduled for prime times), the school shall advise the KHSAA of action it intends to take to immediately correct the difference.

9. PERSONNEL IN ATTENDANCE AT AUDIT MEETING

High School Title IX Coordinator: Rick Lasley

District Level Title IX Coordinator: Rick Lasley

Name	Title	Telephone
David Powers	Coach	(270) 788-3378
Stephanie Stinnett	Coach	(270) 688-8567
Edwina Sheffield	Principal	(270) 927-1105
Rick Lasley	Athletic Director	(270) 788-3244
Fran Edwards	Audit Team	(859) 277-0746
Allen Jackson	Audit Team	(859) 277-3615

10. Comments